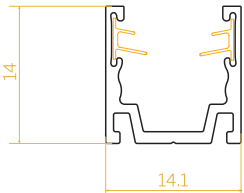
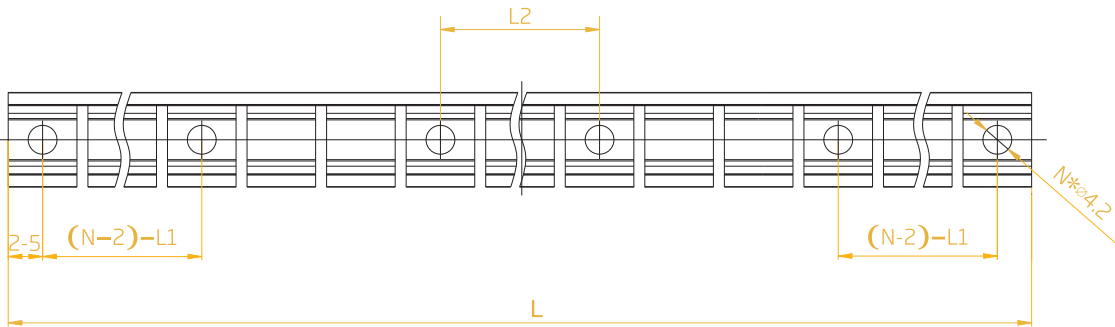
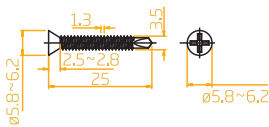
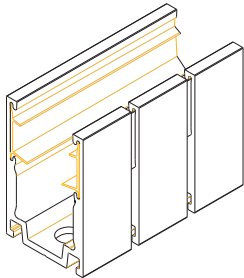


Dimensions: mm

Item Code	Standard Length	L1	L2	Screw Hole	Hole Number
FXN - 1010 - BSA/PL - 500MM - AL	500mm/19.68in	110.3mm/4.34in	48.9mm/1.92in	4.2mm/0.17in	6
FXN - 1010 - BSA/PL - 1000MM - AL	1000mm/39.37in	111.4mm/4.39in	98.8mm/3.89in	4.2mm/0.17in	10



Tolerance: ±0.3mm



Note:
1. 2-L1 refers to two of symmetric L1 in each piece of profile.
2. (N-1)-L2 refers to (N minus one) of symmetric L2 in each piece of profile.
"N" hereby stands for its corresponding "Hole Number" in the below table.